







Survey Reports



Survey Statistics



Survey Name: 2015 Post Conference Survey 2








Total Records **570**

| 1.Are you a current AAS Member? | | Responses | Ratio |
|-----------------------------------|--|-----------|--------|
| Yes |  94% | 529 | 93.79% |
| No |  6% | 35 | 6.21% |
| No Responses | | 0 | 0.00% |
| Response totals for this question | | 564 | 98.00% |

| 2.Have you previously attended AAS Annual Conferences? | | Responses | Ratio |
|--|---|-----------|--------|
| Yes, I have attended for over 10 years |  48% | 275 | 48.33% |
| Yes, I have attended for over 5 years |  14% | 82 | 14.41% |
| Yes, I have attended the last couple of years |  17% | 99 | 17.40% |
| This is my first time attending |  20% | 113 | 19.86% |
| No Responses | | 0 | 0.00% |
| Response totals for this question | | 569 | 99.00% |

| 3.The 2015 Annual Conference introduced a new layout of the printed conference program book. Did you like the new format (spiral binding, tabbed pages, etc.)? | | Responses | Ratio |
|--|---|-----------|--------|
| Yes |  90% | 499 | 89.75% |
| No |  10% | 57 | 10.25% |
| No Responses | | 0 | 0.00% |
| Comments | | 196 | |
| Response totals for this question | | 556 | 97.00% |

| 4.The AAS 2015 Conference featured a new Mobile Conference App. Did you use the mobile app? | | Responses | Ratio |
|---|---|-----------|--------|
| Yes |  46% | 263 | 46.22% |
| No |  54% | 306 | 53.78% |
| No Responses | | 0 | 0.00% |
| Response totals for this question | | 569 | 99.00% |

| 5.If you used the mobile app, what features did you enjoy or find the most useful? | | Responses | Ratio |
|--|---|-----------|--------|
| Personal Schedule Builder |  33% | 169 | 32.69% |
| Panel Session Listing |  36% | 185 | 35.78% |
| Special Events Listing |  12% | 64 | 12.38% |
| Films Expo |  5% | 24 | 4.64% |
| Exhibitor List |  4% | 23 | 4.45% |
| Meetings-in-Conjunction |  8% | 41 | 7.93% |
| Others |  2.13% | 11 | 2.13% |
| No Responses | | 0 | 0.00% |
| Comments | | 116 | |
| Response totals for this question | | 517 | 90.00% |

| 6.What features would you like to see included with the app in the future that were not available during the AAS 2015 Conference? | | Responses | Ratio |
|---|--|-----------|---------|
| Individual Responses | | 157 | 100.00% |
| Response totals for this question | | 157 | 27.00% |

| 7.In what ways could the AAS Conferences better serve your needs and interests? | | Responses | Ratio |
|---|--|-----------|---------|
| Individual Responses | | 317 | 100.00% |
| Response totals for this question | | 317 | 55.00% |